



## BUILD YOUR OWN RACE CAR

### MATERIALS:

1 Car Body



1 Bumper



1 Driver



1 Spoiler



1 Cab



2 Axles



4 Wheels




8 Short Nails



3 Long Nails



### FINAL:



1

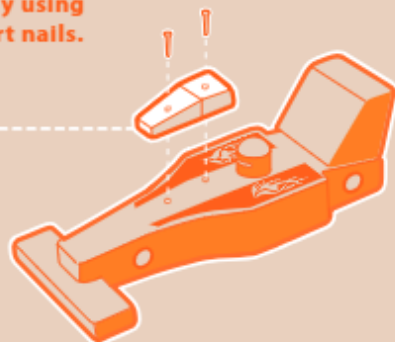
2 Attach the driver to the car body using 1 x long nail.

1 Attach the bumper to the car body using 2 x short nails.



2

2 Attach the cab to the car body using 2 x short nails.

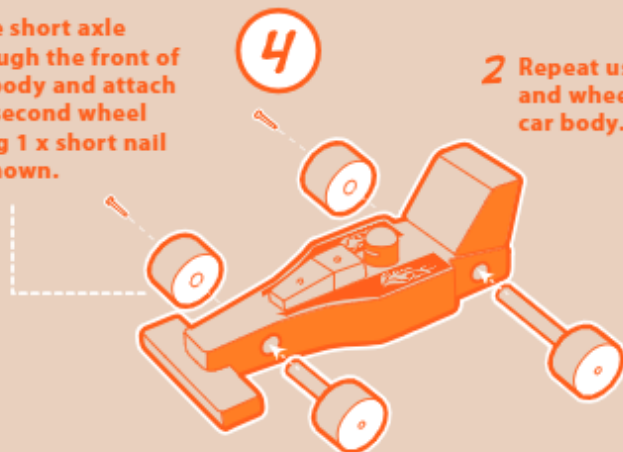


3 Attach the spoiler to the car body using 2 x long nails.

1 Slide short axle through the front of car body and attach the second wheel using 1 x short nail as shown.


4

2 Repeat using long axle and wheel for rear of car body.



3

3 Attach 1 x wheel to axle using 1 x short nail. Repeat for the second wheel and axle.



**CAUTION:** Kit contains components with functional sharp points. Adult supervision required. Please dispose of any components if they become damaged after assembly. Use safety goggles at all times. Small parts: not suitable for children under three years.

