

Nouveau®

Mini USB Tower Fan



This manual applies to the following products
SKU: 361431 / Model: VS-14T

Nouveau.

Table of Contents

General Safety Instructions

Operation of the product

Cleaning

Please read this manual carefully before use, and keep for further guidance

Nouveau.

BEFORE OPERATING THIS PRODUCT, READ, UNDERSTAND, AND FOLLOW THESE INSTRUCTIONS

1. General Safety Instructions

Read this instruction manual thoroughly before using the appliance and save it for future reference and if necessary pass the instruction manual on to a third party.

WARNING: When using electrical appliance, basic safety precautions should always be followed to reduce the risk of fire, electrical shock and personal injury.

1) General

1. Check if the electrical specifications of this appliance are compatible with your installation.
2. To protect against electrical hazard, do not immerse in water or other liquids. Do not use near water.
3. This appliance is for indoor use only.
4. Do not place objects on top of the unit.
5. Do not unplug the unit if your hands are wet, electrical shock could occur.
6. Do not carry the appliance while it is operating.
7. Place it on a secure and level area. Keep out of reach of children to prevent any accident.
8. Unauthorized use and technical modifications to the appliance can lead to danger to life and health.
9. Do not push any object into the appliance. Do not disassemble the appliance.
10. This appliance can be used by children aged from 8 years and above and persons with reduced physical, sensory or mental capabilities or lack of experience and knowledge if they have been given supervision or instruction concerning use of the appliance in a safe way and understand the hazards involved. Children shall not play with the appliance. Cleaning and user maintenance shall not be made by children without supervision.

Nouveau.

2) Electrical safety

If the supply cord is damaged, it must be replaced by the manufacturer, its service agent or similarly qualified persons in order to avoid a hazard.

Children shall not play with the appliance.

Cleaning and user maintenance shall not be made by children without supervision.

This appliance is not intended for use by persons(including children) with reduced physical,sensory or mental capabilities, or lack of experience and knowledge, unless they have been given supervision or instruction concerning use of the appliance by a person responsible for their safety.

Children should be supervised to ensure that they do not play with the appliance.


This appliance must only be supplied at safety extra low voltage corresponding to the marking on the appliance.






Nouveau.

2. Operation of the product



- 1) Please place the fan on a dry, clean and flat surface before to use.
- 2) Connect the fan to your computer USB connection port or DC5V USB connection port or use an adapter for transfer to 220-240V/1A supply.



- 3) Press the switch Icon to select the fan function you need (Fig 1.)
 - Press  to turn the fan ON or OFF
 - Press  to make the fan oscillation ; Press again, to stop the oscillation.
 - Press  to select the mode: Nature / Sleep / Normal
 - Press  to select the speeds: 1(Low)-2(Middle) -3(High)
 - Press  to set the timer: Max.7.5hours timer

Nouveau.



Fig 1.

3. Cleaning

- Caution! The device must be turned off and unplugged before every cleaning.
- Once the fan is assembled, it is forbidden to disassemble the grids (guard) when cleaning.
- Clean the fan, including the safety guard, with a dry dust cloth
- Keep the air vents at the rear of the main body free from dust or fluff– use a vacuum cleaner to remove these when necessary. Do not probe any opening to remove fluff.
- Do not allow any water or other liquid to enter the motor housing.

CAUTION: Do not use harsh detergents, chemical cleaners or solvents to clean the fan.



You can help protect the environment!

Please remember to respect the local regulations: hand in the non-working electrical equipments to an appropriate waste disposal centre.

MADE IN CHINA